

TRACKED SCREEN PLANT

THE **624s-t** IS THE
LARGEST MOBILE SCREEN
ON THE MARKET

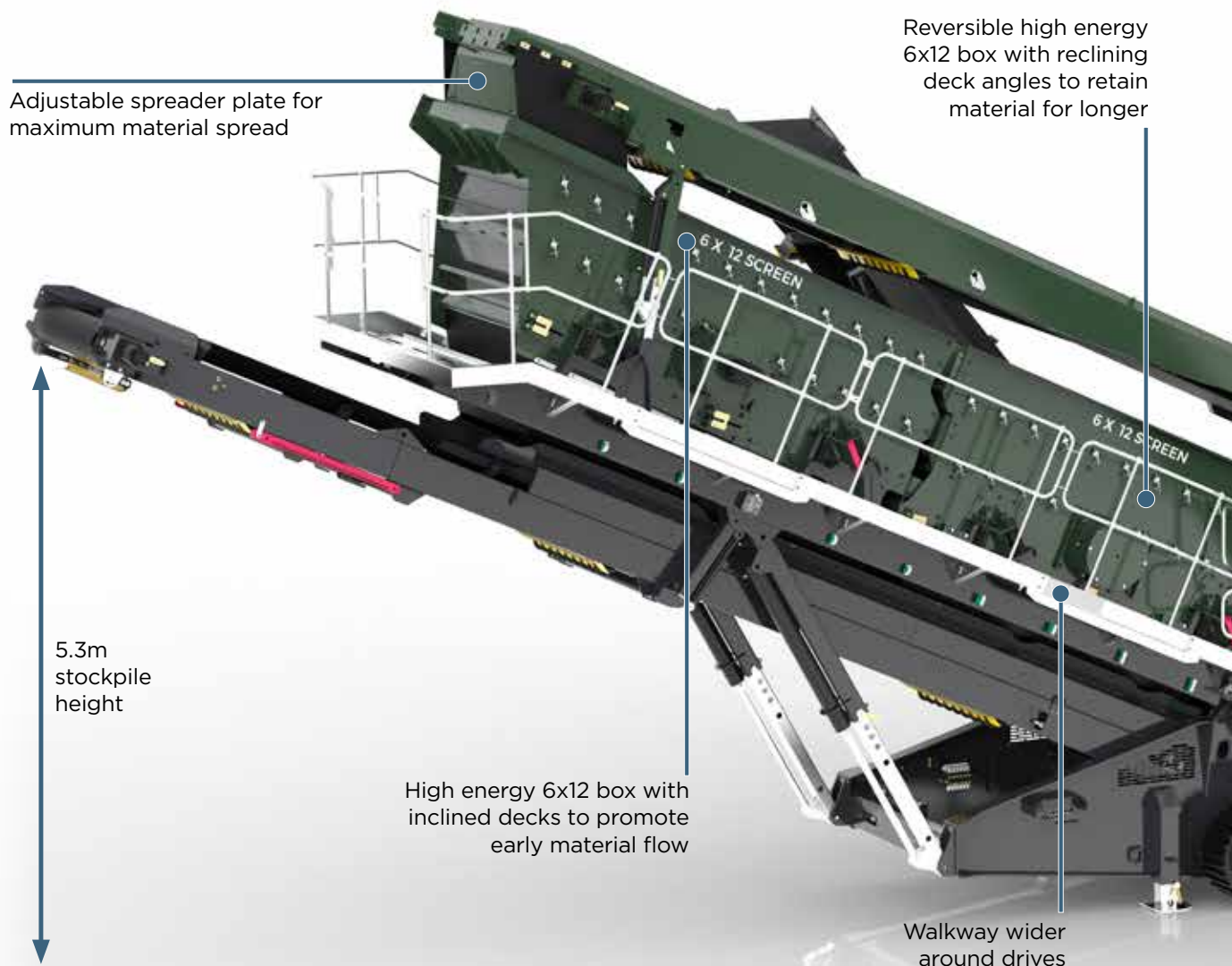


LIPPMANN

Highest Discharge Heights In Its Class

624s-t

Experience the most legendary screening on the market. Lippmann's new 624s-t takes screening efficiency to the next level with high-energy dual slope screenboxes. They are individually adjustable to suit a variety of applications, with the ability to set a different stroke, speed and direction in each screenbox. There is also a steeper angle in the first screenbox to accelerate material movement.



STANDARD FEATURES

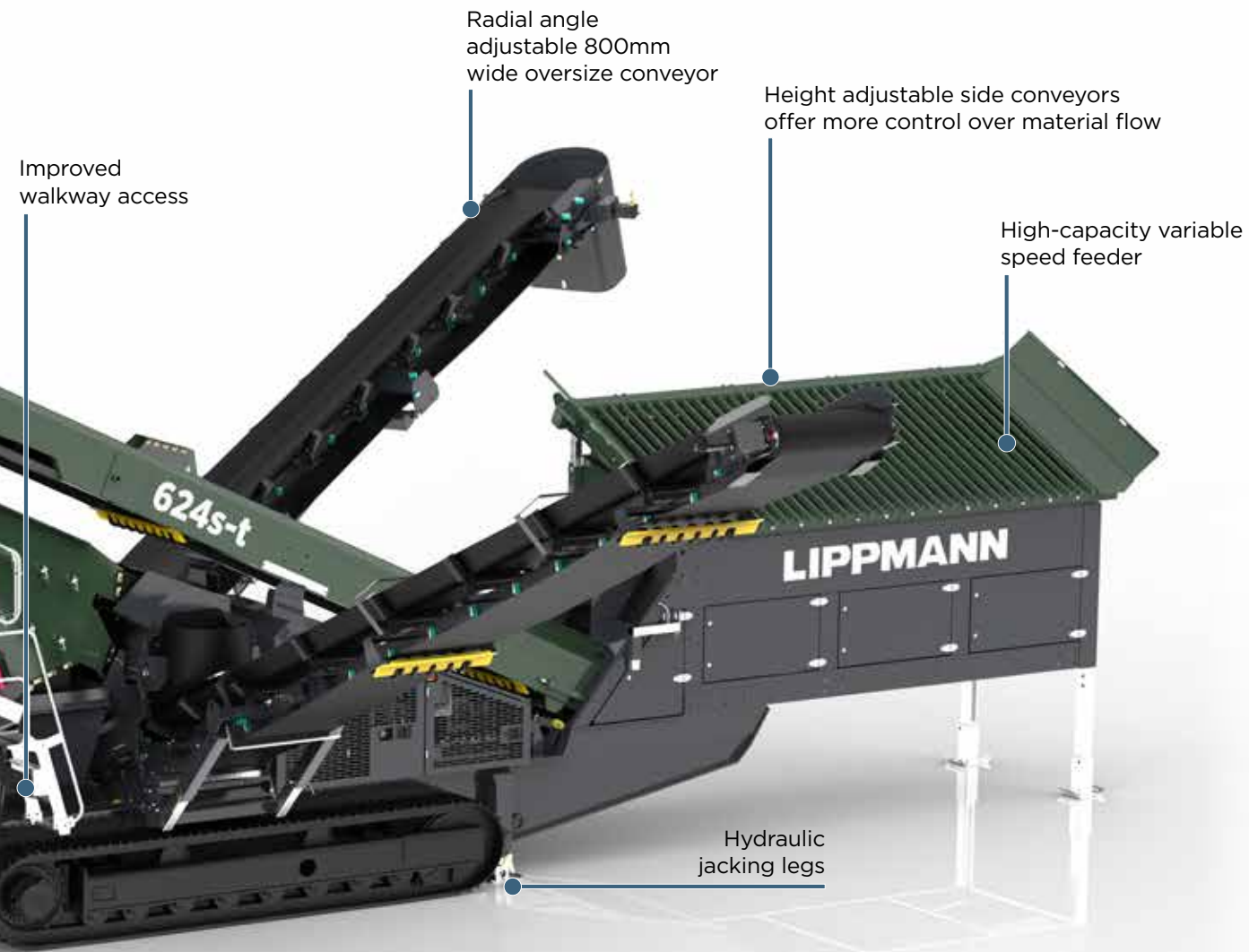
- Double 12x6 heavy duty high energy 2 bearing 3 deck screenboxes
- 225Hp CAT engine Tier 3 or 4F Stage V, 218Hp Volvo Tier 4 engine or Stage V
- Track mobile
- Integrated hydraulic folding stockpiling conveyors
- Remote control tipping grid
- Fast on-site setup time - 15 minutes typically

SAFETY FEATURES

- External belt alignment points
- External grease points
- Engine safety shutdown systems
- Full safety guarding for nip points

ADDITIONAL OPTIONS

- Single or double deck live head
- Single shaft shredder
- 12ft or 15ft hopper
- Crusher feed in chute (only in conjunction with 15ft hopper)



The 624s-t is the largest track mobile screen in its class with a total 6720mm x 1830mm / 24' x 6' screen size, and hopper capacities up to 10m³ (13.1yd³).



The side radial conveyor puts you in control to use the adjustable and oversized 800mm wide conveyor to place the pile exactly where you want it.



Using two separate screenboxes allows for a lighter built box resulting in more energy for screening. This, coupled with independent settings for each box result in increased screening efficiency.

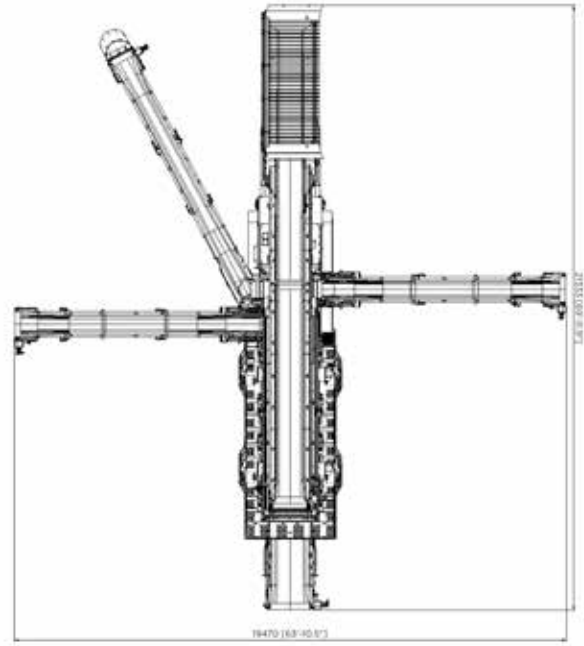
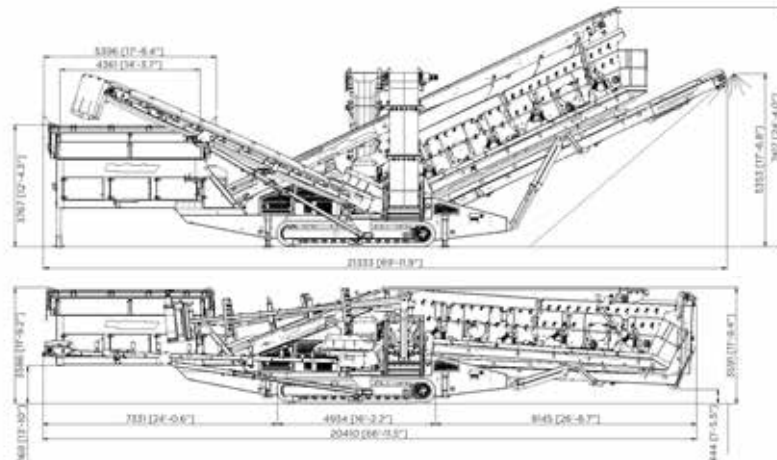
624s-t TECHNICAL SPECIFICATIONS

DIMENSIONS AND WEIGHTS	
Length - transport 15ft hopper	20.41m (64' - 1.5")
Width - transport (800mm aux conveyor)	3.75m (12' - 2")
Height - transport	3.6m (11' - 10")
Weight	42430 Kgs (93541bs)

SIDE CONVEYORS	
Stockpile height	5398mm (17' - 8.5")
Belt width	900mm (36")
Belt spec	Chevron - 400/3 6+1.5
Drive drum dia.	285.5mm (11.2")
Tail drum dia.	270mm (10.6")
Motor	OMT500
Flow rate	Up to 77Lpm (20.3 US gpm)
Maximum speed	Up to 154 rpm
Angle adjustable	Yes

TAIL CONVEYOR	
Stockpile height	4992mm (16' - 4.5")
Belt width	1400mm (55")
Belt spec	Plain - 400/2 6+1.5
Drive drum dia.	285.5mm (11.2")
Tail drum dia.	270mm (10.6")
Motor	800cc
Flow rate	108 Lpm (28.5 US gpm)
Adjustable speed	Yes
Maximum speed	108 rpm

SCREENBOXES	
Dimensions - top deck	3660mm x 1830mm (12' x 6')
Dimensions - middle deck	3660mm x 1830mm (12 x 6')
Dimensions - bottom deck	3050 mm x 1830mm (11' x 6')
Bearing type 3 deck	Timken
Screens - top deck	6' x 4' side tension 3 off, 6' x 2' side tension 1 off
Screens - middle deck	6' x 4' side tension 3 off, 6' x 2' side tension 1 off
End tension bottom deck	6' x 5'6" end tension 2 off
Tensioning - top deck	Quick release pin and wedge
Tensioning - middle deck	Quick release pin and wedge
Tensioning - bottom deck end tension	Curved tension bar and adjuster
Screen angle	18 to 25 degrees
Screen motor	Hydreco MCC2213 58.9cc
Drive system	Direct drive with HRC180 couplings
Flow rate	108Lpm (28.5US gpm)
Speed adjustable	Yes - pressure compensated FCV
Screen stroke adjustable	10mm
Screen shaft speed	970 +/-10 rpm
Screen 'g' force	5.27+/-10g



Lippmann reserves the right to make changes to the information and design of the machines on this brochure without reservation and notification to the users. Information at time of print considered accurate - Lippmann assumes no liability resulting from errors or omissions in this document.

LIPPMANN

3271 East Van Norman Avenue
Cudahy, WI 53110-0586 USA
Lippmann-Milwaukee.com
800-648-0486

Lippmann European Office
47 Moor Road
Coalisland, Co. Tyrone BT714QB Northern Ireland
LippmannGlobal.com
(+44) 28-8774-0926

AUTHORIZED DISTRIBUTOR